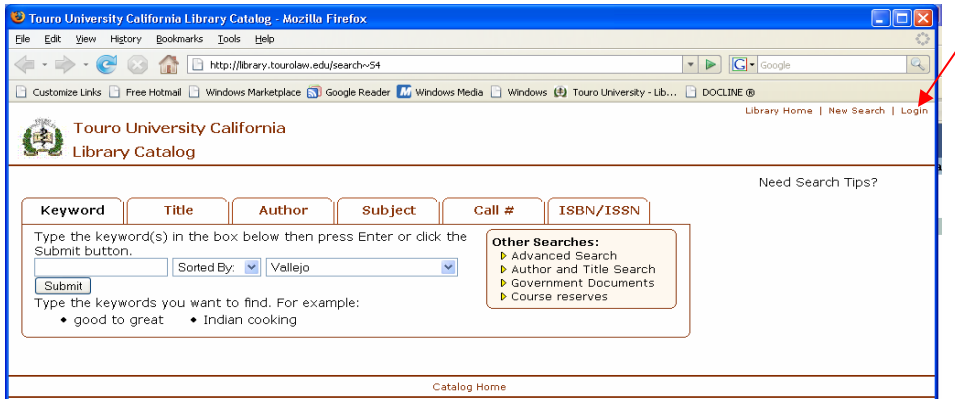
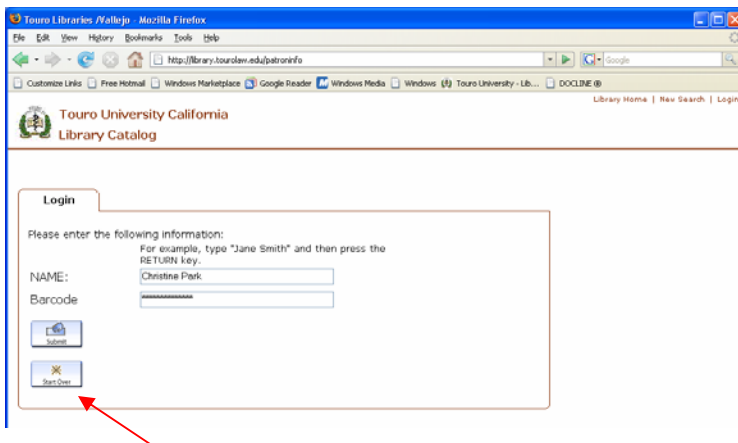


Guide to renewing Library Books online.

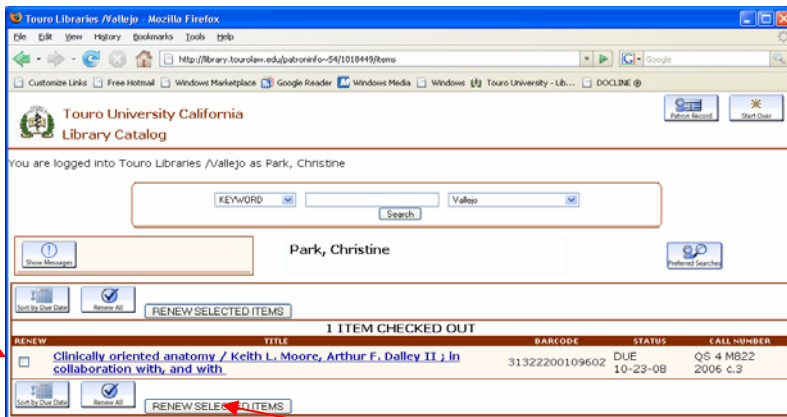
First, go to the Library Catalog located on the Library's homepage. Once you are in the library catalog, click on "Login" in the upper right hand corner.



Next, type in your username (your first name and last name) and your User ID, which is your library barcode number. Then click on submit.



Your current library record will be displayed, including any books that you have checked out. To renew your books, click on the Renew box and then click on the Renew Selected Items button and your books should be renewed.



Please be aware that you can only renew books once and only if you have a one-week due date. If your library book has a sticker that indicates it is a one week only book, you will not be able to renew it. Additionally, the system will not allow you to renew books until they are within three days of being due or if they are already overdue.